



PRESIDENT'S MESSAGE

Happy 2020 members and their families!

How I remember when it was Jan 1, 2000...
I think life was easier back then. With all these electronic "gadgets" that are now in our lives, we forget about the simple things in life.

I hope you all enjoyed the simple things during the holidays, and shared special moments with friends and family. The Holidays for me are hard at times, as I lost my Dad years ago on January 1st. But I remember all the special times when we were kids, with my parents and family enjoying the Italian Christmas Eve "fishes". My sisters still make homemade raviolis for Christmas dinner like my grandmother and mother did when we all shared together as a family.

Our guild is one big family. We have shared so much, since 2000. Joys and laughter, accomplishments and sorrow. We have a great guild with great women all around us. There is so much talent, from seasoned professionals, to those who just love to quilt. Lets all share our love for quilting by ensuring that our guild carries on for many years to come.

Please offer to help out at the upcoming 2020 Vision Quilt Show. Help our guild to remain strong by volunteering to be an officer, committee chair or committee member. This will ensure that the art of quilting in this guild carries on for another 40 years. See you all in January as we continue our quilt journey together.

.....Our lives are invisibly tied to those whose destinies touch ours.....

Thanks, President Geri



Don't forget the NBQA Board Meeting

January 2, 2020, 6:30 pm

Louise's Classroom

74 Nooseneck Hill Road, Coventry, RI

MEETING

East Greenwich United Methodist Church 1558

South County Trail,

East Greenwich, Rhode Island

Thursday, January 16, 2020

6:30 PM

Please Bring:

- Your nametag
- Cash or checkbook for workshops
- Library DVDs
- Show & Tell
- Completed 2020 Quilt Show applications with photos
- Finished Comfort Quilts
- Refreshments

PROGRAMS

The *Open Sew Day* was a great success. Fun was had by all. We are hoping to bring more open sew days to you in the next year. We are pleased to share that the programs will be lead by Gail Macera. and Tina Zuffoletti next year. They are already hard at work making great plans for our 2020-2021 year!

The programs team is pleased to bring you Kathy Graves in January. She will be lecturing on asymmetrical modern quilts. She will be doing a workshop on January 18th for the Metro Wedding Ring Quilt from *Sew Kind Of Wonderful*. This uses a curved ruler. It is really an awesome ruler, and there is a complete curved pattern line that goes along with it. Check out the website: sewkindofwonderful.com. There are still a few openings in the class. If anyone is interested, please e-mail Chrissy Bonin at cbonin@cox.net.

For February we have our very own Tina Craig doing a fun lecture on EPP verses FPP! She will be doing an English paper piecing workshop February 22 focusing on taking it up a notch with fun designs. There are still a few openings in the class. If anyone is interested please e-mail Chrissy Bonin at cbonin@cox.net.

HAPPY QUILTING!!

Quick Curve Ruler Metro Wedding Ring
January 18, 2020; 9:00 am to 3:00 pm




QUIET CORNER QUILTING

Longarm Services
Gammill Statler Stitcher

Amy Carter & Gary Miller
401-440-1325
Amy@quietcornerquilting.com
www.quietcornerquilting.com

3rd Generation Experienced Mechanic

All sewing machine makes and models



SEWING MACHINE SERVICE & REPAIR

11 Anna Sayles Road Lincoln, RI 02865
anthonyferranti1@yahoo.com

Anthony Ferranti
(401) 529-5488

Free pick-up and delivery
Servicing MA, CT and RI

 Scanned with
CamScanner


BLOCK OF THE MONTH

2020 Block of the month – January, February, March

All blocks should be constructed using a scant 1/4 inch seam. Unfinished blocks should measure 12-1/2 inches. Instructions are also available on the website under Guild Activities

JANUARY BLOCK – ARROWHEAD PUZZLE – 3 FABRICS – colors optional

Light fabric-Cut a strip 3 1/2" x 28"
Cut across into eight 3 1/2" squares




Medium fabric- Cut a strip 3 1/2" x 21"
Cut across into (6) 3 1/2" squares



Dark Fabric – Cut (2) 3 1/2" squares



Sew rows together




February Block – ANTIQUE TILE – 3 fabrics – colors optional

Fabric cuts in inches

Light – one 2 1/2" x 18" strip

Medium – one 2 1/2" x 18" strip; one 2 1/2" x 10" strip; one 4 1/2" square

Dark – one 2 1/2" x 18 strip; one 2 1/2" x 10" strip



Sew a dark and a medium 10" strip lengthwise.
Cut across at 2 1/2" intervals



Sew a light and dark 18" strip lengthwise.
Cut at 4 1/2" intervals




Cut the medium 18" strip into (4) 4 1/2" pieces



Sew (4) corner blocks



Sew rows across. Join rows.



March Block – SCOTT'S PLAID– 3 or 7 fabrics – colors optional

Fabric cuts:

Large square: 6 1/2"

(2) smaller squares 3 1/2" each

(2) Smaller rectangles 3 1/2" x 6 1/2" each

(2) Larger rectangles 3 1/2" x 9 1/2"

For 3 fabrics:

fabric 1 – the three squares

fabric 2 – the 2 smaller rectangles

fabric 3 – the 2 larger rectangles




Sew (1) smaller square to the end of one smaller rectangle



Sew (1) smaller square to the end of (1) larger rectangle



Assemble in the order shown:



QUILT SHOW VISION 2020- APRIL 25 & 26 UPDATE

- The deadline for the QUILTER'S VISION: 2020 DESIGN CONTEST is 2/20/20, our February meeting. Completed items must be brought to the meeting for voting. Ribbons for the winners will be presented during the show in April. If you want your entry to hang in the show, you will need to submit a show form for it.
- February 20th is also the deadline for submitting show applications, one per item. Please include two good quality pictures with each entry, plus the judging fee, \$5 per quilt, if you want your quilt judged (that is optional). Your item does not actually have to be finished by February 20th, but it does need to be finished for the date of the show. All bed sized quilts will need a 4" – 6" hanging sleeve. There is no limit to the number of items you can submit for the show, but we reserve the right to refuse some for space. We want everyone to submit at least one! Bring your application to the meeting, or mail it to Marie Cobleigh by 2/20/20 to the address on the form.
- Please put together a basket or two for the basket raffle; anything that quilters might like. Bring completed baskets to the January, February or March meetings. We can wrap the baskets for you if you like. The proceeds from the basket raffle will help fund guild activities, so the more the merrier!
- If you are having your quilt judged, don't forget that judging will take place in advance on March 28, 2020 at the Exeter Public Library. You will need to get your quilt to Pat Harrison in advance.
- Think about a technique you can demonstrate at the show. Demonstrations will be organized by the Education Committee and Barbara Stetson.
- Don't forget to sign up as a volunteer for the show at the next meeting!

MORE QUILT SHOW QUESTIONS...

How do I take a photo of my quilt?

One of the requirements for a NBQA Quilt Show submission is to provide 2 photographs of your quilt. According to Joan Potter, Chair of the NBQA 2020 Quilt Show, your pictures should show the design of the quilt and its' colors to help with planning a pleasing arrangement for the show. The photos are not used for judging purposes, so close ups are not needed. As for the intricacies of taking a good quality photo which accurately shows the beauty of your quilt, and its composition, here are a couple of links that may be helpful:

<https://pbswisconsin.org/wpt-video/sewing-nancy/nancys-corner-meg-cox-quilt-expert-and-author-dzyjma/>

<https://hollyknott.com/stq/index.htm>

What should appear on my quilt label, and where should I position it on my quilt?

Another requirement for show quilts is a label. According to Joan, the quilt label should be located in a corner on the back, and should have the name of the quilt and the maker as it is shown on the show application. It doesn't matter which corner it appears in, or what the label is made from, so long as it's readable.

NBQA BUS TRIP

2020 Schoolhouse Shop Hop

Saturday March 28, 2020
Bus leaves at 7:00 AM From Route 117 Park and Ride
Returns at approximately 8 PM
(Shops open from 9 AM to 7 PM on Saturday)

We will visit:
The Quilted Crow, Boxborough, MA
Cobblestone Quilts, Townsend, MA
Quilted Threads, Henniker, NH
Red Barn Sewing & Yarn Center, Merrimac, MA

Cost is \$57.00 (Based on 40 Riders)
Includes Transportation, Driver Tip and \$8.00 Passport
(Passport includes Tote Bag Gift and free pattern at each shop.)

Completed passports receive diploma, graduation gift and a coupon for a 20% off shopping spree to be used at a later date.

Visit www.schoolhouseshop.com for further details

Each shop will provide snacks.
Lunch break in Townsend MA

Visit Dunkin Donuts, order from the local diner (menus provided), or bring your own.
Make Checks Payable to NBQA
Send to: Louise Pankiewicz, 55 Island Drive, Coventry, RI 02816

STRIP CHALLENGE

January, 2020..... THE FLOWER SHOP
February, 2020..... THE BALL GAME

Any questions, contact Lyn Pallotta, Strip Challenge Chair



Sue's Creations
Long Arm Machine
Quilter

Susan Ellis
1291 Middle Road
East Greenwich, RI 02818
401-742-7702
suescreations1291@gmail.com

YOUR FULL SERVICE EMBROIDERY COMPANY



EMBROIDERY SEWING CO.
DENISE C. GREENLUND
PRESIDENT/OWNER

401-397-3582
401-480-6567 - cell
401-397-0777 - fax
embsew@aol.com

74 CLUB HOUSE RD
WEST GREENWICH, RI 02817

BASKET RAFFLE

Looking for basket raffle items for the 2020 Quilt Show. New quilting items, or themed items to make baskets, or finished baskets of a particular theme, i.e.. Baking, Dog/Cat, Gardening, Children, Men's/ Ladies, Italian/Cooking...USE YOUR imagination. It doesn't have to be only quilting themed baskets.

Items are due by the March 2020 meeting. Any Completed baskets can be brought to the meeting, or to the Quilt Show set up Friday morning.

All proceeds from the Basket Raffle are to benefit the guild. The MORE Baskets we have the more we can raise for the guild.

Any questions, please ask Geri Bergreen or Joan Halley.

NEW ENGLAND QUILT MUSEUM

EDUCATION COMMITTEE

THE COLORFUL WORLD OF PAT DELANEY

Pat Delaney's quilts are renowned for their vibrant colors, intricate details, and complex patterns. December 3, 2019 – February 13, 2020

SALVAGED: THE STITCHED NARRATIVES OF JENNIFER REGAN

Featuring the works of Jennifer Regan (1934 – 2016), who created more than one hundred story quilts or "stitched narratives" that incorporate storytelling and representational imagery. January 7- April 4, 2020

See web site for details <https://www.neqm.org>

November/December were very busy for the Education Committee, preparing and presenting "*Making Banners for the Holidays*" using quilting techniques. The Hope Center Alzheimer's unit in Cranston was the site and audience we hosted in December. Peggy Lane, committee chair, Barbara Hartford, Paula Campbell and Gail Macera presented the workshop. Participants used kits prepared by the committee to be used by the center during the holidays. After their display, banners will go to participants. Springtime will feature the conclusion of the Banner Project. All are invited to help.

Education Committee will meet at 6 pm. before NBQA regular meeting.

SEWING, QUILTING FABRIC & NOTIONS



- *Classes*
- *Workshops*
- *Summer Camps*

14 Phillips Street, Wickford • 447-5500 • the-sew-op.com

Island Creations by Louise

Louise B. Pankiewicz - Owner

55 Island Drive
Coventry, RI 02816


401-821-7409

401-323-0255 - cell

email: louisebpd@yahoo.com

www.islandcreationsbylouise.blogspot.com

<http://etsy.com/shop/IslandCreationsbyLou>



COMFORT QUILTS

We are in the process of delivering quilts to the following organizations:

<i>Crossroads</i>	10
<i>Mae Foundation</i>	5
<i>Women & Infants</i>	18
<i>Healthy Families America (at Meeting Street School)</i>	9
<i>Hollie Charrette/Wounded Warriors</i>	9
<i>Veterans Hospital</i>	3
<i>Blackstone Valley Advocacy</i>	8
<i>Care NE VNA (Hospice)</i>	8

Thank you all very much!

We have been asked to donate a quilt to the *Rhode Island Women in Agriculture* for their auction to be held at the beginning of March. We have had some beautiful quilt tops donated, and are looking for someone to quilt one for this donation. If anyone is interested, please contact Brenda Starble (bstarble@gmail.com or 401-7490-4957). We would need the quilting completed by the end of January so that we can get it bound and delivered by the middle of February.

Our next Quilt-A-Thon is planned for **Saturday, February 8, 2020** from 9 am – 3 pm at the Classroom, 74 Nooseneck Hill Road, West Greenwich, RI 02817. It is right off Rt 95 at Exit 6. While sorting out the donated fabric and creating kits at the last Quilt-A-Thon, we found a plethora of blue and green fabric. We thought that using this fabric to make string blocks would make very pretty quilts, and we hope to be doing lots of string piecing in February. We'll supply the fabric and the backing paper. You supply a sewing machine and your time. Please join us.

The last Quilt-A-Thon is planned for Saturday, March 21, 2020, from 9 am – 3 pm at The Classroom, 74 Nooseneck Hill Road, West Greenwich, RI 02817.

If you have any questions, please see Linda Maslanka or Brenda Starble.



Piecing with  **Poppers**

Quilting Center

* Longarm Quilting Service
* Fabrics * Classes

74 Nooseneck Hill Road
West Greenwich, RI

401-385-3090
shellshar@yahoo.com

Sharon Mayers - owner

RAFFLE QUILT

Please Keep selling those tickets for this beautiful raffle quilt.
\$1 each, 6 tickets for \$5.

Money and ticket stubs can be turned in to Celia Schnacky. Keep on mind that this a is a major fundraiser for the guild.



LOCAL QUILT SHOWS AND EXIBITIONS



2020 Quilt Show

March 14-15, 2020, Saturday & Sunday 10 a.m. to 4 p.m.

Blackstone Valley Technical School, 65 Pleasant Street (off Rt. 140), Upton, MA ([click here for directions](#))

Ample parking and handicapped accessible

Admission is \$7, children 18 and under are admitted free



Pieces of American History: Connecticut Quilts – October 11 , 2019 to May 16, 2020.

Features 37 extremely rare quilts from the Connecticut Historical Society's collection, made as far back as the mid-1700s and as recently as 1976. Connecticut Historical Society, 1 Elizabeth Street, Harford CT. \$12 adults, \$10 seniors, \$8 students. Free on the first Saturday of every month.

Salley Mavor: Once Upon a Stitch – Dec. 12, 2019 – Jan. 26, 2020

"Once Upon a Stitch" is a retrospective exhibition of Salley Mavor's original hand-stitched artwork that is reproduced in children's books. Cape Cod Museum of Art, 60 Hope Lane, Dennis MA.

Adults, \$10; Seniors, 62+, \$8; Ages 13-18 years, \$7; Students 19+, \$7 (with ID); Members and Children 12 and under free. Free admission on Thursdays.



Narragansett Bay
Quilters' Association
PO Box 614
East Greenwich, RI 02818
www.nbqa.org

THE NEW ENGLAND QUILT MUSEUM
18 Shattuck St, Lowell, Massachusetts 01852
phone: 978-452-4207



By car:

Lowell is located 28 miles north of Boston off Interstates 93 and 495 and Route 3. From Route 3 take exit 30B northbound or exit 30A southbound onto I-495 towards Lawrence. From I-495 take exit 35C onto the Lowell Connector. Continue about 2 miles to Exit 5B onto Thorndike St.

At the 4th light, Thorndike Street merges into Dutton Street. Go to the 2nd light and turn right onto Market Street.

The museum's changing exhibitions, Brown Bag Lectures, gallery talks, and special events are updated weekly at nequiltmuseum.org.