



## PRESIDENT'S MESSAGE

This year will be a busy one as we prepare for our Spring Quilt Show. I hope you worked on your summer challenge, (to make something wearable), and will bring it to the September meeting. We hope to have a great representation of wearables that will make an awesome fashion show as part of our quilt show program.

Also at the September meeting there will be a large "Give-Away" of packages for making Comfort Quilts. Our long time chair, Mary Padbury, has passed the baton on in the form of fabric packets for various sizes of quilts. We hope you take a packet or two and work on a comfort quilt throughout this year. More info on this elsewhere in this newsletter.

The board hopes to have your support on a committee that suits your fancy. Our guild is only as strong as the number of volunteers working on the various committees. It will be great to see everyone on September 21 for our first meeting. Come early, browse the lobby tables and be prepared to begin a wonderful year!

Louise



### **2017-2018 MEETINGS East Greenwich United Methodist Church**

**September 21, 2017  
7:00PM**

Please Bring:

- Your nametag
- Magazines to swap
- Cash or checkbook for workshops
- Block of the Month for Sept is traditional nine patch any color
- Fat quarters – mellow yellow
- Library DVDs
- Show & Tell
- Snacks
- Summer Challenge entries

## NBQA Fat Quarter Challenge 2017-2018

This is a great way to reduce your stash of fat quarters and/or take a chance that you will take home all the themed fat quarters brought to the meeting. You can bring in 1-5 fat quarters per meeting. You will receive a ticket for each fat quarter you bring in. Near the end of the business meeting there will be a drawing. You must be present at the meeting to win. We will continue to draw numbers until we get a winner.

This is how it works...

Check the word, find the color in the letters of the word in caps and choose a fat quarter representing the color or the word.

Here are the [Colors of the Rainbow](#) WORDS for each Month

September – MELLOWLY (yellow) - Suggesting softness or sweetness

October – ABORIGINE (orange)- A person, animal, or plant that has been in a country or region from earliest times.


November – ABHORRED (red) - Regard with disgust and hatred

February – ABLUENTS (blue) - A substance used for cleansing, to make clean

March – GENRE (green) - A category of artistic composition

May – ALVEOLITE (purple) - Inflammation within the lungs caused by hypersensitivity to inhaled organic dusts

YOUR FULL SERVICE EMBROIDERY COMPANY



EMBROIDERY SEWING CO.  
DENISE C. GREENLUND  
PRESIDENT/OWNER

401-397-3582  
401-480-6567 – cell  
401-397-0777 - fax  
embsew@aol.com

74 CLUB HOUSE RD  
WEST GREENWICH, RI 02817

THE QUILT AND CABBAGE



538 Main Street (Rt. 20)  
P.O. Box 534  
Sturbridge, MA 01566  
(508) 347-3023

Est. 1991

Quilting Cottons • Batiks  
Homespun • Flannels  
Woolen Fabric & Yarn  
Stencils • Books • Patterns  
Custom Quilts  
Gift & Specialty Items

Mon., Wed. thru Sat. 9:30-4:30  
Sunday 11:00-4:00  
Closed Tuesday

Jeanne Molitoris, Owner

## New Members

**Please welcome the newest members of the Narragansett Bay Quilt Guild!!**

**Burgers, Doreen** 421 Sowams Road Barrington, RI 02806

[doreen.b.burgers@gmail.com](mailto:doreen.b.burgers@gmail.com)

**O'Connor, Caryn** 319 Atlantic Ave Warwick, RI 02888

[caryn1949@gmail.com](mailto:caryn1949@gmail.com)

**Peterson, Mary** PO Box 669 Rehoboth, MA 02769

[mep1957@comcast.net](mailto:mep1957@comcast.net)

**Turbitt, Nancy** 52 Mann School Rd Smithfield, RI 02917

[artgirlri@hotmail.com](mailto:artgirlri@hotmail.com)

**Mary Silverman** 68 Edgewater Rd Narragansett, RI 02882

[mrysilver@att.net](mailto:mrysilver@att.net)

**Michiko Yonemaru** 17112 Patriot Way West Greenwich, RI 02817

[michikoyonemaru@msn.com](mailto:michikoyonemaru@msn.com)

**Mary Silverman** 68 Edgewater Rd Narragansett, RI 02882

[mrysilver@att.net](mailto:mrysilver@att.net)

**Michiko Yonemaru** 17112 Patriot Way West Greenwich, RI 02817

[michikoyonemaru@msn.com](mailto:michikoyonemaru@msn.com)

**Joan Blade Johnson** -renewal 117 Bennett Drive Hampton, Ct 06247

[loveartquilts@gmail.com](mailto:loveartquilts@gmail.com)

**Joan Halley** -renewal 125 Plain Road North Kingstown, RI 02852

[joan-halley@cox.net](mailto:joan-halley@cox.net)

### Sue's Creations

Long Arm Machine

Quilter

Susan Ellis

1291 Middle Road

East Greenwich, RI 02818

401-742-7702

[suescreations1291@gmail.com](mailto:suescreations1291@gmail.com)



**HOME SMART**  
PROFESSIONALS  
REAL ESTATE

**Dotty Calvano**  
[www.LeadingYouHome.com](http://www.LeadingYouHome.com)  
401-257-9611

## Comfort Quilts

The comfort quilts program had a successful year in 2016-17 donating over 100 quilts to various hospital programs and other charities around the state. The quilts made by members were donated to Kent Hospital Newborn Nursery, to Women and Infants NICU and Labor and Delivery, to Ronald McDonald House, to the Nurses offices at Roger Williams Middle School and JMW High School in Pawtucket, to Crossroads Clinic, to the VA Hospital, to Project Reach and to breast cancer patients.

This year we are still looking for a chair to lead the program. But in the meantime, a group of members met Saturday, August 26 at Geri Bergreen's home to create the numerous comfort quilt packets that will be available at our September meeting.

Because we have no storage for these items, ALL packets need to find quilters who will take their contents and turn them into wonderful quilted creations that we will be able to donate during the 2017-18 guild year. The packets include materials for a suggested size of quilt as well as ideas for a possible pattern. Sizes range from the isolette covers to twin sized quilts. Please stop by the Comfort Quilts table at the September meeting and pick up a packet or two. We hope every member will be able to support this guild program this year.



### Allison Wilbur Quilts

*Barrington, RI*

- Affordable Longarm Quilting
- Trunk Shows & Workshops
- Machine Quilting classes at Knit One Quilt Too
- Sashiko patterns

[allisonquilt@me.com](mailto:allisonquilt@me.com)

<http://AllisonWilburQuilts.com>





## 2017 - 2018 NBQA Block of the Month Program


The quilt blocks you make for the Block of the Month Program will be donated to the Comfort Quilts program. The donated blocks will be used to make quilts during the Quilt-a-thon.

Of course, you can always make a block for yourself and learn the techniques involved. This year's block directions will be posted on the website or a link from the internet will be provided where the directions can be found.

The theme this year will be NINE-PATCH BLOCKS. There are various types of nine patches and techniques for these blocks and we will be exploring several of them.

Each month, members should make the block in the suggested color or fabric for that month.

### **September** – Any Color – Traditional Nine Patch



Five dark and four light squares, please use 2.5 inch squares to make 6.5 inch unfinished blocks.

### **October** – Seasonal or Fun Fabrics – Free Form Nine Patch

This month's block uses 10 inch squares to make Free Form Nine Patch blocks.



## Block of the Month (continued)

### **November** – Blues and Neutrals – Nine Patch in a Nine Patch

The small nine patch blocks are 3.5 inches unfinished. Each blue square is 1.5 inches square. Background square (white in picture) is 3.5 inches square.



### **January** – No Blocks exchanged this month – Special Program


### **February** – Reds or Pinks with Neutral Background – Disappearing Nine Patch

This month's block uses five red or pink 5 inch squares and four neutral 5 inch squares.



### **March** – Blues and Yellows = Framed Nine Patches

This month's block uses 2.5 inch squares and rectangles. The unfinished block measures 10.5 inches square.



### **April** – No Blocks Turned in due to Quilt Show

## Block of the Month (continued)

### **May** – 30's Prints – Disappearing Nine Patch Criss-Cross

This month's block uses 5 inch squares in various 30's prints.



We hope you will choose to become involved in this year's Block of the Month program. It promises to be rewarding as we contribute to NBQA's charitable efforts and sharpen our piecing skills.

## Library

Our collection of *DVDs* is available for members to borrow at our monthly meetings. To check out *DVDs*, sign the index card in the back of each *DVD* and give it to the librarian. When returning *DVDs* give the librarian your name and she will pull your card and check off that you have returned your *DVD*. *DVDs* are checked out for one month intervals. There is no limit to the number of *DVDs* you may borrow. If you do not return the *DVD* when it is due there is a fine of \$1 per month per *DVD*.

A list of all *DVDs* in the library is on our web site

<http://www.nbqa.org/resources/dvds/>.

Piecing with  **Poppers**

### Quilting Center

- \* Longarm Quilting Service
- \* Fabrics      \* Classes

74 Nooseneck Hill Road      401-385-3090  
West Greenwich, RI      shellshar@yahoo.com

**Sharon Mayers - owner**

*Blaine's*  
sewing machine center

family owned for over 60 years  
sales and service since 1950

**401-463-8824**

1280 Oaklawn Ave.,  
Cranston, RI

[www.blainesewing.net](http://www.blainesewing.net)

Hours: Tu.-Fri. 10a-5:30p; Th. 10a-8p; Sat. 10a-5p



Where Customer Service  
Is 'SEW' Important!

**Bernina**  
**Babylock**  
**Janome**  
**Elna**  
**Necchi**

## Board and Committee Chairs 2017 - 2018

President – Louise Pankiewicz	Librarian – Maria Lage
Vice President – Joan Potter	Membership – Anne Sabatini & Diane Roman
Treasurer – Patricia DelPadre-Myers	NEQM Rep – Allison Wilbur
Secretary – Celia Schnacky	Newsletter – Sally Cooper & Maybeth Cost
Block of the Month – Louise Pankiewicz	
Programs – Hope Barton & Cathey LaBonte	
Comfort Quilts –	Publicity –
Door Prizes – Geri Bergreen	Quilt Show – Joan Potter
Fabric Challenge – Billie Bunnewith	Special Events – Louise Pankiewicz
Fat Quarter – Lyn Pallotta	Website – Joan Blade-Johnson
Historian – Maribeth Traer	Youth Program – Barbara Stetson
Hospitality – Joan Rebecchi	
Edna O'Rourke	



## New England Quilt Museum

**August 31 – December 30, 2017**

Gilding the Lily  
Embroidery in Quilts  
Past and Present

**September 12 – October 29, 2017**

Favorites from the permanent collection



## PROGRAMS

There are some exciting new workshops coming up this year! The first one is in **October** with the award winning Lenore Crawford teaching a Shredded Fabric Art Quilt. Fabrics will be rotary cut into small pieces and then used to create an Impressionistic scene under tulle, highlighted with paint.

In **November**, Esterita Austin will be teaching a unique Floral Sheers class. You will paint on parchment paper with lumineer paints and transfer the flower to organza and place on batting. Intrigued? Come to the workshop!

In **February**, our very own Billie and Kassie will be teaching how to work with 60 degree angles and no dreaded Y seams. Students always have a lot of fun in their workshops, as well as learn a lot!

In **March**, a very different 3D Holographic Art Quilt will be made with Wen Redmond. This makes an amazing , personalized wall hanging. It requires you to send in a photo. If you want help with this, just let me know.

As always, I will be available for sign ups at the meetings.

I am starting to put together classes for 2018-19. I read the suggestions you made when you signed up, and followed up on many of them. While I have Timna Tarr, a fabulous modern quilter lined up, I am still looking. So many of the suggested teachers have retired, or have unusable websites or are teaching overseas or something on dates we have, that I haven't gotten too far. Please let me know if you have a suggestion. See you soon! Hope

**This year the workshops vary in times and locations. It is very important you check this information on the NBQA website for each workshop.**

## Quilters' Weekend Retreat

At the Hampton Inn, Coventry, RI,  
Located off I95 Exit 7, Centre of New England  
Friday, January 5 to Sunday, January 7, 2018  
Friday, January 19 to Sunday, January 21, 2018  
Friday, January 26 to Sunday, January 28, 2018

Each Weekend Includes: Two Nights Lodging, ALL Meals, All Hotel Amenities, Secure Sewing Space Open 24 Hours for Your Sewing Pleasure. Each Weekend Activities include: Chocolate Lovers Tasting Party, Wine Tasting Party, Show and Tell

\$395.00 per person single occupancy (\$285.00 double occupancy)

- 54 Continuous Hours Available for Your Sewing Pleasure
- (Sew from 9 AM Friday until 3 PM Sunday – Who needs to sleep?!)
- 2 Breakfasts complements of Hampton Inn, Coventry, RI Location
- 3 Lunches and 2 Dinners Catered by The Cowesett Inn, West Warwick, RI
- Hotel Amenities include, Indoor Pool, Exercise Room, Free Wi-Fi in Public Spaces

Each Weekend co-sponsored by Island Creations by Louise and Piecing with Poppers Quilting Center, West Greenwich, RI

For additional details about the Hotel visit [www.coventry.hamptoninn.com](http://www.coventry.hamptoninn.com)

For additional details about the Weekend visit  
[www.islandcreationsbylouise.blogspot.com](http://www.islandcreationsbylouise.blogspot.com)

Or Call Louise at 401-323- 0255

Space is limited so reserve early with a \$50.00 Deposit  
Final Payment Deadline is December 1, 2017

## 2018 Quilt Show Fabric Challenge Rules

The challenge fabric selected for 2018 is Calypso Geometric Patch by Quilting Treasures. Quilting Treasures will be posting about our challenge on social media so be sure to “like” them on Facebook and follow them on Pinterest, Instagram, and Twitter.

- The fabric will be sold in ½ yard and 1 yard pieces at the general meetings until all fabric acquired from Quilting Treasures is sold. Price is \$5.00 for a half yard, and \$10.00 for a full yard. All profits from the sale of the challenge fabric will be donated to charity.
- All current NBQA Members and Associate Members are eligible to participate.
- The challenge fabric must be recognizable on the front side of the finished item. There is no minimum block size. The challenge fabric must be used within the design – not just as a border.
- All items submitted must be constructed to include three layers (top, batting and back) and to be held together with stitching. A qualifying quilted item may include, but not be limited to, quilts, clothing, purses, totes, or other accessories.
- The hanging size of the item must not be less than 10” x 10” (or a total of 40”) and no larger than 36” x 42” (or a total of 160”).
- Completed entries must be brought to the February 2018 general meeting in order to be hung with the other 2018 Challenge entries at the quilt show. All entries must have a completed 2018 Quilt show entry form which will be available on line closer to the date of the quilt show. The entries will be displayed during the meeting and the members will vote during the break in variety of categories. Each category of entry will be eligible for a ribbon(s). The winners will be awarded at the Quilt Show. If a challenge fabric entry is not entered into the NBQA voting at the February meeting it may still be entered in the quilt show; however it will not hang with the other challenge entries but in the general part of the show.

## Husqvarna/Viking Quilt Frame for Sale

Like new – Metal frame made by the Grace Company.  
Adjusts from 5 feet to 10 feet. Comes with two sets of handles, rolling carriages, laser light feature for quilting pantographs, and a “How to” DVD. The DVD includes directions for assembling the frame as well as loading your quilt on it.

Asking \$900.00 or best offer.

Peggy Murphy 401-641-8236  
pegmurphy57@gmail.com

## Quilt Shows

October 13, 14 & 15 Ningret Quilters Birds and Blossoms Quilt Show  
Westerly Armory, 5 Dixon Street, Westerly R.I.

## Quilters' Connection Quilt Guild Yard Sale

Saturday October 21 (rain date Sunday October 22)

Ivy Circle, Wellesley, MA

10 AM – 4 PM

Hundreds of brand new books, DVDs, magazines and supplies from  
Interweave Press





Narragansett Bay  
Quilters' Association  
PO Box 614  
East Greenwich, RI 02818  
[www.nbqa.org](http://www.nbqa.org)

**THE NEW ENGLAND QUILT MUSEUM**  
**18 Shattuck St, Lowell, Massachusetts 01852**  
**phone: 978-452-4207**



*By car:*

Lowell is located 28 miles north of Boston off Interstates 93 and 495 and Route 3. From Route 3 take exit 30B northbound or exit 30A southbound onto I-495 towards Lawrence. From I-495 take exit 35C onto the Lowell Connector. Continue about 2 miles to Exit 5B onto Thorndike St.

At the 4th light, Thorndike Street merges into Dutton Street. Go to the 2nd light and turn right onto Market Street.

*The museum's changing exhibitions, Brown Bag Lectures, gallery talks, and special events are updated weekly at [nequiltmuseum.org](http://nequiltmuseum.org).*